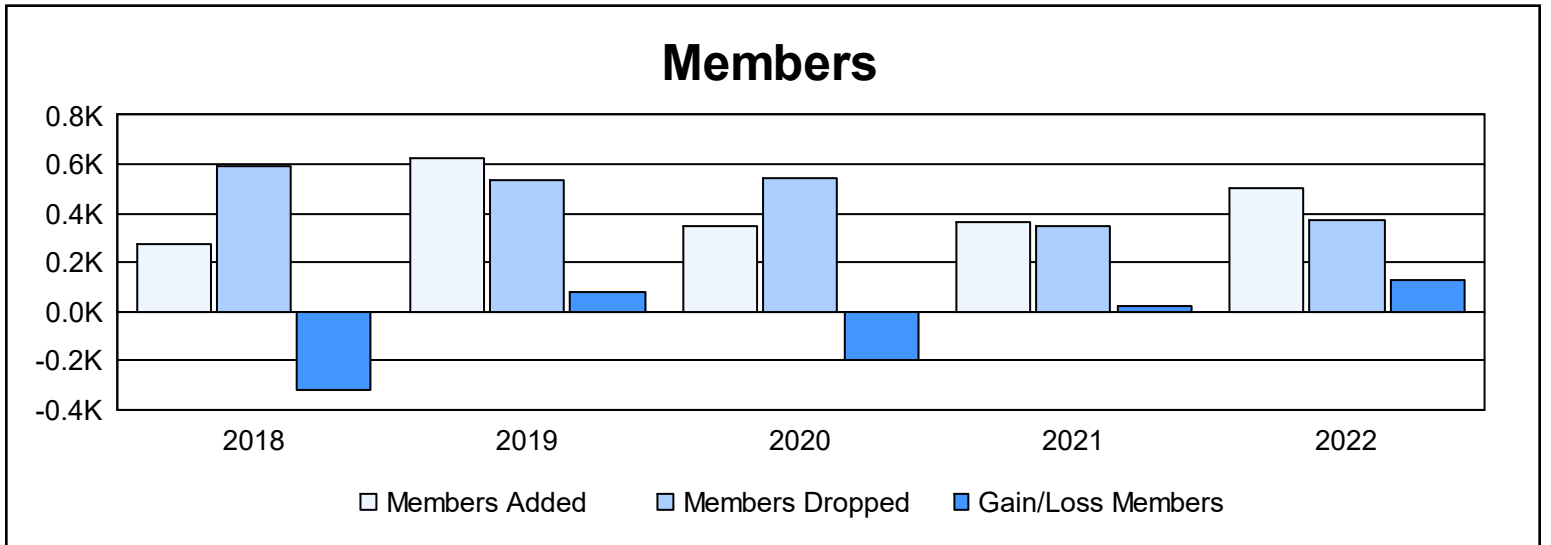
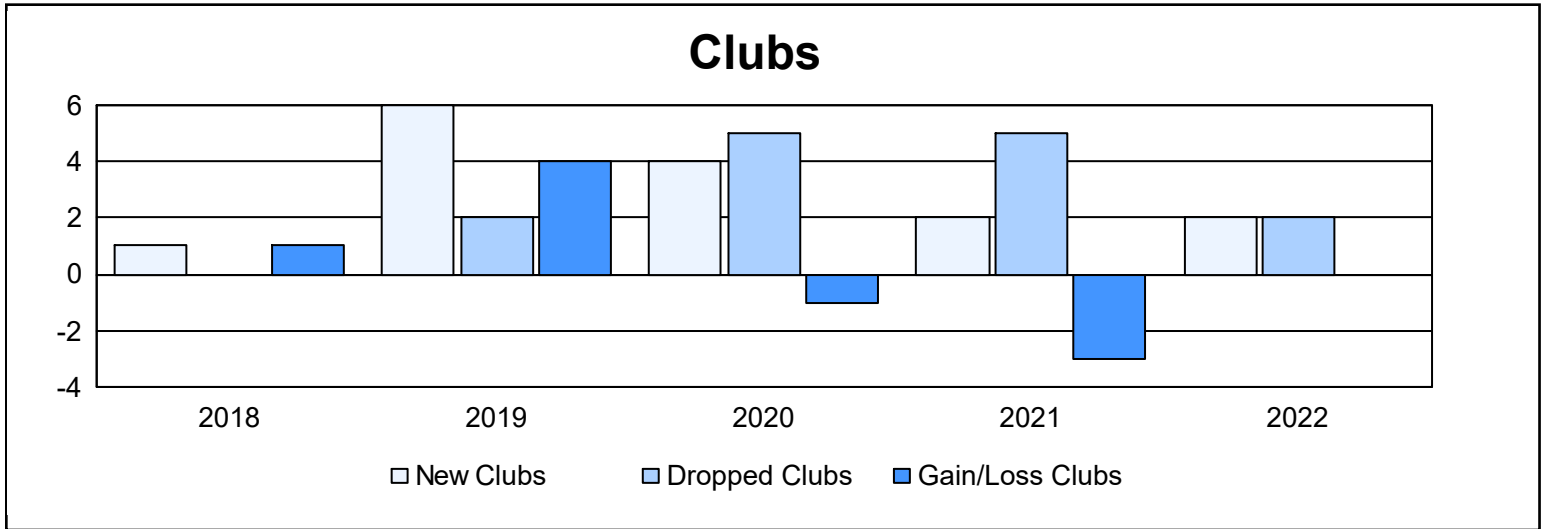
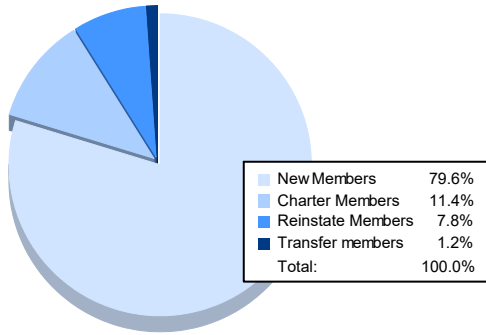


| Year | New Clubs | Dropped Clubs | Gain/ Loss Clubs | New Members | Charter Members | Reinstate Members | Transfer Members | Total Member Added | Total Members Dropped | Gain/ Loss Members |
|----------------|-----------|---------------|------------------|-------------|-----------------|-------------------|------------------|--------------------|-----------------------|--------------------|
| 2017-2018 | 1 | 0 | 1 | 212 | 39 | 15 | 9 | 275 | 593 | -318 |
| 2018-2019 | 6 | 2 | 4 | 422 | 155 | 33 | 11 | 621 | 538 | 83 |
| 2019-2020 | 4 | 5 | -1 | 257 | 72 | 8 | 9 | 346 | 542 | -196 |
| 2020-2021 | 2 | 5 | -3 | 293 | 49 | 15 | 11 | 368 | 350 | 18 |
| 2021-2022 | 2 | 2 | 0 | 399 | 57 | 39 | 6 | 501 | 370 | 131 |
| Average | 3 | 3 | 0 | 317 | 74 | 22 | 9 | 422 | 479 | -56 |



Membership Composition June 2022 Cumulative



Gender Composition June 2022 Cumulative

